

Autumn's Leaflet

June 2010
No. 144



A GROSS of *Autumn's Leaflets* in 30 years! Yes, we started this Ginnville newsletter in December 1980 when Autumn herself was two years old. Now she's finishing up her ninth year of teaching music to 750 elementary age children. On May 12th she presented the Disney Jr version of *Alice in Wonderland* with her 4th and 5th grade chorus. Parents of the students and parents of the director (Autumn) LOVED IT! It was her best production yet! Now she's off to Europe for three weeks taking 40 middle schoolers to seven countries!

Meanwhile, here's something new —

Ultra Tube 🎬

A sellout for Marty Hahne in Branson after I showed this in my lecture! It's this simple: Open this 9 x 18-inch colorful heavy paper tube and show it empty. Immediately roll it up, give it a tap on your palm, and out comes a beautiful silk streamer — *50 feet long!* You read that right! The load chamber in this small tube will hold my **4-inch X 50 foot streamer!**

Wait, there's more! You can use this same tube as a dye tube. Show it empty, push a white silk through it, and the silk changes to red. Do it again and change red to yellow, then yellow to blue! Want more? Start with the empty tube and push 4-5 small silks into one end, and out comes a **36-inch blendo silk!** Marty Hahne has been using my Color Explosion Blendo set to do this. You can too.



ULTRA TUBE is well-made, colorful, and inexpensive. Tube only with instructions: **\$15.00**

50 Foot Streamer Still in stock, our 4-in x 50-ft rainbow silk streamer made by Goshman. It fits perfectly inside the Ultra Tube. **\$35.00.**


TUBE/50 FT COMBO: Take both Tube & Streamer at **\$45.00.**

Baffling Boomerangs 🎬

In the early 1900s John Petrie of P & L Magic invented an unusual take-off on the old boomerang trick, the optical illusion where one looks longer than the other. He presented the usual routine, then handed the boomerangs to a child and they WERE different lengths, even after showing them the same! P & L manufactured this version, long off the market.

Several years ago I found a set made in wood. I used them in my Magic Down Under Australia show. Now I've found a few dozen more, machined in wood, painted red and blue. Do the standard routine, but when you hand the boomerangs to a child, you slip the two-inch gimmicked end piece OFF the red boomerang, making it *really shorter*.

I paid \$30 for my set. Your price is a bargain — **just \$20.00!**





Mother of All Diamonds 🎬

Last year I put Barry Mitchell's **Mother of Diamonds** into my Book Your Imagination school show. So far I have presented this routine about PATIENCE over 150 times. Result? Kids really LIKE it, and *teachers/parents LOVE it!*

Tell the story of a teacher long ago who showed her students a wooden box. She said she'd let them see what was inside on the last day of school. But the children had to be PATIENT and WAIT until the end of school for their REWARD.

One little boy, however, couldn't wait. He accidentally (on purpose) knocked the box off the teacher's desk and exposed black lumps of COAL, the origin of a diamond. The

teacher explained how every student started off as a "lump of coal," but as you learn and grow, with time you can become a diamond. *So saying, YOU magically transform the lumps of coal into beautiful diamonds (using this reverse dove pan vase).* And she gave every child a diamond to keep, to remember the lesson about patience. Except for the one little boy, who spoiled the surprise. Instead, she gave him a lump of coal to remember the lesson.

Saying that, I personally add, "And that little boy has kept that lump of coal on a keychain in his pocket for the last 50 years to remind him to be patience. His name was, and still is, David Ginn. And that's my story."

Mother of All Diamonds comes complete with blue change vase, red tube, lumps of plastic coal, plastic diamonds, a DVD with Barry teaching you, extra colorful rocks, AND the lump of coal on a keychain for the personal routine that I use (thanks to Tom McDonnell).

A very strong five minute MAGICAL storytelling routine for just — **\$45.00**

\$100 Bill Challenge Game 🎬

My friend Steve Harmer knows how to take a trick and develop it into a full entertaining ROUTINE. This is a great example of that! Invite a spectator on stage to play and possibly win a \$100 bill. Show a large envelope. Ask the person to picture one of the four Queens. Tell him if his choice is not printed on back of the envelope, you'll give him a \$100 bill ... your \$100 telephone bill!

So the man calls out Queen of Hearts, and you boldly turn around the envelope to show FOUR queens printed on the back, one being the Queen of Hearts! After the laugh, you tell the man that inside the envelope you have four cards (remove them), but only one has a red back and that one IS the Queen of Hearts (show the card face). Finally, you give the man a "dinner for two," which turns out to be Kraft Mac & Cheese!

\$100 Bill Challenge Game comes with Jumbo Parade of Queens trick (11 x 14 inches), envelope with signs front & back, a QWEST phone bill, and Steve's wonderful routine. (You supply Kraft Dinner!) As this goes out, I have only 16 of these and not sure I can get more.

ORDER NOW at \$22.00



Jelly Bean Snake Can

Here is my friend Skyler letting the SNAKES out of the can. These wonderful Jelly Bean Snake Cans boast a full color label on a red unbreakable plastic can with screw top. When you open it, out pop TWO 30-inch CLOTH-COVERED spring snakes. These are the same ones I use and supply in my complete Snake Can routine. (see the website). But if you want ONLY the cans with spring snakes, we have them in stock at **just \$10.00 each**. That's one can with two 30-inch snakes.

Econo Gozinta Boxes 🎬

I'd love to have the \$95 German made version of this trick, but who can afford it these days? Well, here's a large size cardboard version that *works just fine!* Open the red box and remove the black box. See Cade holding both. Then open the black box and put the red box fully inside the black one. *Wait! That's impossible.* Open the black box again, take the red out. Close the black. Open the red. Put the black box back inside the red. *That's still impossible!* You can repeat this several times, even pulling sponge balls or silks out of either of the boxes. And guess what? The price for Econo Gozinta Boxes is *only* — **\$12.00!**





Magic for Older Children

Pat Fallon is one of the busiest professional magicians in Ireland. This new DVD shows you why ... because on it Pat teaches you how to entertain and educate older kids in the 8-12 year old category. First you'll see Pat present an entire show for this age group, including tricks like 20th century, tricky turvey bottles, needle thru balloon, cut & restored jump rope, magic painting, Houdini séance, cards across, die box and more. Magician Quentin Reynolds says the Tricky Bottles routine alone is worth the price of the DVD!

After the performance, Pat talks about some of the issues you need to address with this age group and how he approaches working for them. Believe me, YOU will learn a lot from his good advice based on EXPERIENCE, and hopefully you'll apply what Pat

teaches to routines that you perform. Only 20 in stock, imported from UK.

Reg \$35.00, but Ginnville price is **\$29.00 and worth it!**

Six Feet Tall by Glen Bailey

Whether you're working stage or close-up, here's a cute gag you'll use. Say you need a child to help in a trick, but he must be at least **SIX feet** tall. Invite a boy to help, but you'll have to measure him. Pop open this vinyl printed banner with six feet printed on it and hold it beside him. Yes, he's six feet tall, you exclaim, so he can help with the trick. Professionally printed in Hawaii by magician Glen Bailey, the vinyl banner rolls right up to fit in your pocket.

Six Feet Tall — only \$12.00



Candy Pan

Want a cheap but well-made dove pan? Here it is! Use the **CANDY PAN** to produce candy, silks, sponge balls, spring flowers, a stuffed animal, even a small dove. Approximately 4 inches tall and 6 inches in diameter, the Candy Pan is made of rugged black plastic with metal clips to hold the inner pan. The load releases smoothly because the metal clips are in tracks so they do not swivel. I've put the five little silks from C E Blendo into this pan and changed them to the 36-inch blendo silk. Hey, it works fine! The price is fine too:

Candy Pan — just \$15.00

Dream Bag — at a new price!

Years ago I used the Dream Bag production in over 300 performances of my ALASKA SHOW. I loved it, the audience loved it too. But I never sold the trick because I thought \$100 was a high price. Now the price has come down! What does this do?

Show a brown paper grocery bag empty, then you reach into it and pull out a red silk, followed by a red trimmed box of flowers. Repeat this process with a yellow silk & box, finally a blue silk and box. Yes, you produce **THREE FLOWER BOXES** from the flat, empty bag!

DREAM BAG outfit includes the fold-flat boxes, heavy duty bag, and instructions. Supply your own silks. Not \$100 anymore, not even \$75!

Our price — **just \$59.00!**



 = **New YouTube Videos to Appear in June!**



Headless Cartoon Silks

Price Reduced! 🎬

Years ago Karrell Fox invented what he called Korn Silks. Holding these picture silks in front of you or a spectator puts the human head atop a funny cartoon body. These are the updated Korn silks by Laflin & Goshman — clown, ballerina, strong man, and monkey. Produce them out of a change bag or dove pan. Have four audience helpers on stage so



each person can hold a silk. Always give a boy the ballerina silk for a laugh. The four 36-inch Headless Cartoon Silks include two pages of instruction and routine by Duane Laflin.

Originally, the set sold at \$125 or \$99 on special. We can now supply the set of four with instructions at a new low price. Headless Cartoon Silks — **only \$75.00!**

Color Explosion RED Blendo

Wave a string of five small silks around, bunch them up, and wham! They change into a 36" blendo silk! Or use a change bag or other switching device (such as a Switch Can) to make the change, perhaps with kids on stage helping. Instructions, five little silks, one 36" blendo silk included. **Reg \$35 ... summer sale price \$19.00**



**See performances of Blendo & Bunny Hat at www.GinnMagic.com.
Check menu item "David on YouTube."**



Giant Bunny Hat ... less than 100 left, then NO MORE EVER!

For six years I have been using, showing and selling this wonderful magic hat! A black plush top hat that instantly turns inside-out to become a GIANT BUNNY HEAD! Kids love it, so do adults! Have a child face the audience. Step behind her, turn the top hat inside-out and put it on the child's head. With a hand sign, caution the audience NOT to tell her! Proceed with your trick. At the end, ask her if she's had a rabbit on her mind—then remove the hat and show her for a big laugh. I've even used my Bunny Hat for a silk production! The manufacturer has stopped making these hats and sold me the last of them. When my supply runs out, they will be NO MORE!
Price until sold out ... \$35.00



Kidbiz Live — Workshop 2010

Registration: \$35 advance -or- \$45 at the door


Register with the local sponsor or direct with **David Ginn 770-466-8421** or email: **Ginnshow@comcast.net**. You may also register at **www.GinnMagic.com** under "appearances" on the home page. Give name, phone #, location you wish to attend, number attending, and your credit card number with expiration date. **Only one person per family registers because spouses (girlfriends or boyfriends) and children, or parents of Junior Magicians, attend FREE!**

For full schedule, check menu item "appearances" on www.GinnMagic.com.

David Ginn's Invisible Message

For nearly 40 years I have been entertaining and educating children in 300 yearly school programs. During that time — using trial & error — I developed my “Invisible Message” system of creating mental magic routines that children ENJOY. These routines are often educational, and they are ALWAYS FUN! By following my advice on this DVD—mixed with a dozen live & studio performances — you will learn how to create your own routines and produce the same kind of kidshow fun! Here’s what you’ll see:

- Soda Cans & Magic Bottle
- Dinosaur Mind Reader
- Alaska Animals
- V-Frozen Things
- Eskimo YoYo
- Inventions in History
- Denzel Washington Book
- Four Animals & Picture
- Australia Girl
- Pluto Planet
- Big Money Live
- Famous Georgians Live
- Two More Big Forces
- Closing Remarks & Bonus:
- Dinosaur Puzzle Live!



This DVD includes *It's All the Same Trick*, the David Ginn live 2002 video in which I first explained the method. The material on this DVD more than doubles what I showed eight years ago, running now 108 minutes. Once you understand and learn my way of creating routines, you’ll be using it the rest of your performing days. Children will love YOU for doing this, and you’ll marvel at the simplicity of the *Invisible Message*.

DC's Invisible Message — Only \$20.00



Big Surprise! *

Hey, that’s the name of the trick! Have a spectator select a card from the deck and remember it. Tell the person you have that same card in your back pocket. Reach under you coat and pull out the fan of jumbo cards that I’m holding. “What? None of those are your card? What about the one that is turned backwards? Would you be surprised if I turned it around and it really was your card?” I’ll turn it around on a three count: 1, 2, 3! So saying, YOU turn the whole FAN around and it changes into a GIANT 8.5 x 14-inch QUEEN OF HEARTS, the chosen card!

This trick is so simple and mechanically well-made that all you have to do is force a card! And guess what else? Like many of my new and classic magic tricks, you can see me do this one on YouTube! Just go to #56 under “David on YouTube” on the website menu!

Big Surprise — just \$8.00



Golf Ball & Silk Vase *

Here is the ultimate ball & vase trick, with everything you need included. Lift the top off the red plastic vase, remove the white silk inside, and replace the cap. Push the silk into your hand, where it becomes a white golf ball. Vanish the golf ball, then lift the top off the vase and the ball has returned. Cover it for a moment—suddenly, when you lift the lid again, the ball is gone and the white silk is back inside the vase!

Amazing magic. Golf Ball & Silk Vase comes with 3 golf balls, two white silks, gimmicked vase and instructions.

Everything for one low price: \$12.00



Ethereal Salt Shaker *

Vernet, who makes great thumbtips, has done the impossible — perfected the vanishing salt shaker. Better than the 1940s model, better than the one I had 30 years ago, which broke! Here’s a salt shaker you might see on any table. Sprinkle a little salt into your hand and toss it over your shoulder for good luck. Better yet, POUR the entire shaker of SALT into your fist. Show the shaker empty. Wiggle your closed fist fingers and open them — the salt is GONE! Now for the finish: close your other hand around the empty shaker or cover it with a silk. In two seconds the shaker is FULL OF SALT again! Yes, it’s mechanical, it works great, and you can use it anywhere! I’ve already sold dozens of these at the fall workshops!

Ethereal Salt Shaker — only \$20.00

Lucy Strikes Gold *

Performer shows three giant carrot cards and one rabbit card. He turns all backward and mixes them. One by one he eliminates the carrot cards as spectators try to guess the location of the rabbit. Finally, the rabbit Lucy vanishes, only to reappear in a paper sack—having eaten all the carrots! The final card has really cute artwork!

Cards are 9.5 x 12.5 inches, printed on heavy board and laminated. Excellent photo instructions and patter included. Hilarious fun for kidshows!

Lucy Strikes Gold: only \$30



Carnival Ribbons *

Lynne and I spent two hours years ago making this trick from an Ian Adair dove book. Now you can buy it ready made.

Just wave these ribbons in the air, back and forth, then bunch them up in front of you. Suddenly a live dove, silk load, or even a bottle of soda appears from the ribbons. You can even produce a 24-oz bottle of water and drink it during your act. Ready to go, easy to work.

Carnival Ribbons — just \$20.00

Star of the Show!

Magic By Gosh made exclusively for me.

Show a 2-inch yellow sponge ball and push it through your fist. When you open your hand, it has become a big YELLOW STAR 6-8 inches in size. It can be the Star of Bethlehem for Christmas shows, or use in a child’s hand to open up, then pronounce the girl or boy “Star of the Show.”

New Better Design!

Star of the Show — just \$12.00 each or two for \$19!



* = See performances of these at www.GinnMagic.com.
Check menu item “David on YouTube.”

Mis-Made THANK YOU Silks

Here is a super Goshman bargain I've never offered — show a yellow 18-inch silk with black border and ask the kids what's wrong with it? It's supposed to say THANK YOU. They tell you to turn it left and right. You do, but it never quite says Thank You. Finally, put the silk in a change bag or other switching device, say those magic words (of your choice) and out comes the proper THANK YOU silk. Set includes the two silks and a Steve Bender routine.

Mis-Made THANK YOU silks — just \$15.00



Giant Zipper Banana

WOW! Take a look! In a nutshell, here is the best ZIPPER BANANA ever made! Magician, clown or MC decides to take a break, pulls a banana from his pocket, UNZIPS it, peels back the yellow skin, takes a bite, then zips the banana back up and pockets it. Repeat this as a running gag.

Now you can have this OVERSIZE model, which automatically makes kids laugh. But there's more: this zipper banana contains an imitation banana inside, which has a FACE on it! You can use the fake banana just to keep the shape of the zipper jacket OR make it talk if you're a vent! Or let the banana whisper in your ear and tell the kids what it says: "You're name is

Chiquita? You've got a PEEL? You know Senator Dole?" Stuff like that. Or use a real banana inside with the usual routine. Instructions have more gags you'll love using.

Giant Zipper Banana — only \$10.00

Magic Belt Hook *

You can teach Newton's #2 law of gravity with this, or present it as a magic trick. Use an old leather belt and this neat plastic gimmick to balance the belt on your finger, shoulder, nose or the edge of a table. I always get a small girl up to repeat it, letting her "do the magic and get the applause." Watch my YouTube video #64 on the website and you'll see the routine I've used in dozens of library shows. I even give the hook away to the child because they're so cheap! You can do it too, because I can offer you three prices:



Magic Belt Hooks: 10 for \$5 ... 20 for \$9 or package of 72 for just \$29.00

Shipping/Payment:

We ship several times weekly, according to David's show schedule, both UPS & post office.

We accept cash, checks on USA banks, MOs in USD, Visa, MC, Amex, Discover. In USA postage is \$8 up to \$49; \$9 for \$50-99; and \$10 per hundred after that. Outside USA, \$10 minimum per order and about 30% airmail.

Make all payments to DAVID GINN (not David Ginn Magic). We appreciate every order large or small!


David Ginn: magic, books, DVDs, fun
370 Bay Grove Road • Loganville GA 30052 USA
PHONE 770-466-8421 • FAX 770-554-8209
ginnorders@comcast.net • www.ginnmagic.com

By Arrangement with Practical Magic of Ellesmere, England David Ginn presents


The Magical Dog Arm Puppet



Here's new magical fun for children & family audiences — a life-size dog puppet who does magic and comedy! Since I brought my sheep dog home from England three years ago, I have used "Sherlock Bones" in hundreds of children's shows to excellent results. *Kids love this dog!* He becomes REAL to them! When he magically finds his favorite food card while blindfolded, he even fools adults!



My 52-minute DVD teaches the entire routine, plus shares Jeremy LePoidevin's British routine & tips as well. Additional material includes David Ginn comedy ideas like Hank in Pocket, Change Bag ideas, mouth tricks and a trip to Dog Obedience School. Get your own dog arm puppet and open a whole new chapter in your performing life!



- He does magic while he's blindfolded!
- Kids think he's real!
- Our 52-minute DVD shows full routines, gags, tips, and ideas!
- Five Full Color Laminated Food Cards
- Life-size English Sheep Dog Arm Puppet
- Dog can fill 1/3 of a birthday party show
- Summer '08: Sold out at PCAM Monterey CA, IBM/SAM Louisville KY & Abbott's Colon MI

Complete Dog Package
with puppet, cards, blindfold & DVD:
Just \$89 + shipping

Mail or FAX Order Form. FAX or mail only form below.

DEAR GINN FAMILY: Please send me the following items listed below.

My check, cash, or money order on US bank is enclosed. Or charge to my credit card below:

Visa MC Dis Amx # _____ exp. _____

Name _____

Address _____

Item & Price

Item & Price

24-HR FAX (770) 554-8209
Email: ginnorders@comcast.net

Shipping _____
Total _____